

PART B1

**Class Size Reduction Quarterly Certification Form
NRS 388.700-725
Fiscal Year 2017**

Return to:
Bonnie Harwood bdharwood@doe.nv.gov
Questions:
(775)687-9108

First Quarter: July 1 – September 30 Due: November 1, 2016
Second Quarter: October 1 – December 31 Due: February 1, 2017
Third Quarter: January 1 – March 31 Due: May 1, 2017
Fourth Quarter: April 1 – June 30 Due: August 1, 2017

QUARTER SUBMITTED: 4

SCHOOL DISTRICT: Lander County School District

AUTHORIZED CONTACT PERSON: Nan Ancho Finance Officer
Name Title

TELEPHONE NUMBER: 775-635-2886, xt. 1101

DATE SUBMITTED: 06/21/17

Has the plan changed from the Projected Plan? Yes No

If yes, Submit new plan.


Is there a change in the Variances being submitted (more/less)? Yes No

Please attach additional Variances.

Please list Variances to be removed (School and Grade).

CERTIFICATION

I hereby certify that to the best of my knowledge, the information contained in this report is correct.


(Signature)

 06/21/17 , District Superintendent
(Date)

REQUEST FOR VARIANCE FROM CLASS-SIZE REQUIREMENTS FY17

Lander School District is notifying the Nevada State Board of Education that a variance from the limitation of pupils per licensed teacher in BM Elementary School was approved by the School District Superintendent.

School Ratio

Kindergarten

21.2/1

21:1

Star Rating	3	ELL %	23%
FRL %	32%		

Facility Limitations: Yes No

We have had to remodel an existing classroom into two.

Difficulty in Hiring Teacher: Yes No

We need to be able to offer more incentives to come to work in Lander County, but our budget will not allow it at this time.

Funding Limitations: Yes No

Our budget is stretched to the limit at the present time.

Projected Enrollment Growth:


None, we have actually declined in enrollment compared to last school year.

Other:

Detailed School Level Plan to Reduce Student-to-Teacher Ratios (Including Timeframes):

We have met the CSR requirement for this quarter.

ADD ADDITIONAL LINES IF NEEDED



Signature, District Superintendent of Schools

6/21/17

Date

REQUEST FOR VARIANCE FROM CLASS-SIZE REQUIREMENTS FY17 Regular

Lander School District requests that the Nevada State Board of Education grant a variance from the limitation of pupils per licensed teacher in school BM Elementary:

	School Ratio	NRS 388.700
Grade One	<u>20.5/1</u>	17:1
Grade Two	<u>18.0/1</u>	17:1
Grade Three	<u> </u>	20:1

Star Rating	3	ELL %	23%
FRL %	34%		

Facility Limitations: Yes No
We have had to remodel an existing classroom into two.

Difficulty in Hiring Teacher: Yes No
We need to be able to offer more incentives to come to work in Lander County, but our budget will not allow it at this time.

Funding Limitations: Yes No
Our budget is stretched to the limit at the present time.


Projected Enrollment Growth:
None, we have actually declined in enrollment compared to last school year.

Other:

Detailed School Level Plan to Reduce Student-to-Teacher Ratios (Including Timeframes):

We are so close to meeting the CSR requirement that it would not be feasible to hire additional staff. The cost would outweigh the benefit at this time.

ADD ADDITIONAL LINES IF NEEDED



 Signature, District Superintendent of Schools

6/21/17

 Date

State Board Approved Yes No Date _____

Regular Program for Class-size Reduction Part B2 - KINDERGARTEN FY17

Grades 1-3

Grades K-3

April 1, 2017 - June 30, 2017
Quarter Date Range

4
Quarter for report

First Quarter: July 1 - September 30 Due: November 1, 2016
Second Quarter: October 1 - December 31 Due: February 1, 2017
Third Quarter: January 1 - March 31 Due: May 1, 2017
Fourth Quarter: April 1 - June 30 Due: August 1, 2017

Return to:
775-687-9108
bdharwood@doe.nv.gov

Lander County School District
School District

Nan Ancho
Contact Person

775-635-2886, Xt. 1101
Phone Number

School Name	Percent Low Income	Average Daily Attendance for Quarter	Full Day Enrollment Last Day of Quarter	1/2 Day Enrollment Last Day of Quarter	Enrollment Last Day of Quarter	Number of General Fund Teachers*			Number of CSR-Funded Teachers**			Pupil-Teacher Ratio	Classroom Configuration (Number of Classrooms)		
						Full Day Program	Half Day Program	Total	Full Day Program	Half Day Program	Total		Self-Contained	Team Teaching	Other
BM Elementary	38.9	83.43	94	0	0	3.24	0	3.24	0.76	0	0.76	23.5/1	4	1	0
Austin Combined Schools	40.9	9.71	12	0	0	1	0	1	0	0	0	12/1	1	0	0
K = 2															
1 = 2															
2 = 0															
3 = 2															
4 = 2															
5 = 4															
TOTALS	79.8	93.14	106	0	0	4.24	0	4.24	0.76	0	0.76	21.2/1	5	0	0

Regular Program for Class-size Reduction Part B2 - GRADE ONE FY17

April 1, 2017 - June 30, 2017 Quarter: 4

Return to: 775-687-9108

bcharwood@doe.nv.gov

Lander County School District

Nan Ancho

775-635-2886, xl. 1101

School District

Contact Person

Phone Number

School Name	Percent Low Income	Average Daily Attendance for Quarter	Enrollment Last Day of Quarter	Number of General Fund Teachers		Number of CSR-Funded Teachers		Pupil-Teacher Ratio	Classroom Configuration (Number of Classrooms)		
				Classroom	Total	Classroom	Total		Self-Contained	Team Teaching	Other
BM Elementary	38.9	73.63	82	3	3	1	1	20.5/1	4	0	0
TOTALS	38.9	73.63	82	3	3	1	1	20.5/1	4	0	0



Lander County School District

Nan Ancho


775-635-2886, xt. 1101

School District

Contact Person

Phone Number

School Name	Percent Low Income	Average Daily Attendance for Quarter	Enrollment Last Day of Quarter	Number of General Fund Teachers		Number of CSR-Funded Teachers		Pupil-Teacher Ratio	Classroom Configuration (Number of Classrooms)		
				Classroom	Total	Classroom	Total		Self-Contained	Team Teaching	Other
BM Elementary	38.9	68.51	72	3.25	3.25	0.75	0.75	18.0/1	4	0	0
TOTALS	38.9	68.51	72	3.25	3.25	0.75	0.75	18.0/1	4	0	0



Lander County School District

Nan Ancho


775-635-2886, xt. 1101

School District

Contact Person

Phone Number

School Name	Percent Low Income	Average Daily Attendance for Quarter	Enrollment Last Day of Quarter	Number of General Fund Teachers		Number of CSR-Funded Teachers		Pupil-Teacher Ratio	Classroom Configuration (Number of Classrooms)			
				Classroom	Total	Classroom	Total		Self-Contained	Team Teaching	Other	
BM Elementary	38.9	66.27	69	4	4	0	0	0	17.25/1	4	0	0
TOTALS	38.9	66.27	69	4	4	0	0	0	17.25/1	4	0	0



CSR Report

Multi-grade teacher only

#1

School Name: Austin Combined School

Q4 FY17

	Number of pupils per teacher by grade						
	k	1	2	3	4	5	6
Teacher 1	2	2	0	2	2	4	2
Teacher 2							
Teacher 3							
Teacher 4							
Teacher 5							
Teacher 6							
Teacher 7							
Teacher 8							
Teacher 9							
Teacher 10							